


1 – A Shield About Me



Thou O Lord art a shield a-bout me. You're my



glo - ry, You're the lift - er of my head.


Words & Music: Donn Thomas & Charles Williams

Copyright © 1991 by Spoons Music (a div. of Word Music, Inc.), Word Music, Inc.


All Rights Reserved. Used By Permission.

© 2003 The Paperless Hymnal™

1 – A Shield About Me




Thou O Lord art a shield a - bout me. You're my



glo - ry, You're the lift - er of my head.

1 – A Shield About Me




Musical notation for the first system, treble clef. The key signature has three flats (B-flat, E-flat, A-flat). The melody consists of quarter and eighth notes, with some notes beamed together. There are repeat signs at the beginning and end of the phrase.

Thou O Lord art a shield a - bout me. You're my




Musical notation for the first system, bass clef. The bass line consists of quarter and eighth notes, with some notes beamed together. There are repeat signs at the beginning and end of the phrase.




Musical notation for the second system, treble clef. The melody continues with quarter and eighth notes, ending with a long note that spans across the system boundary.

glo - ry, You're the lift - er of my head.



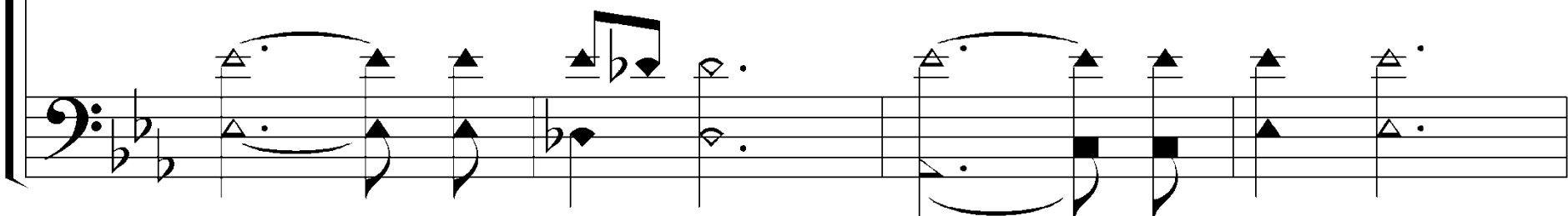
Musical notation for the second system, bass clef. The bass line continues with quarter and eighth notes, ending with a long note that spans across the system boundary.

1 – A Shield About Me




Musical notation for the first system, treble clef. The melody consists of two measures. The first measure contains a half note G4, a half note A4, and a half note B4. The second measure contains a half note C5, a half note B4, and a half note A4. The key signature has two flats (Bb and Eb).

Hal - le - lu - jah, Hal - le - lu - jah,




Musical notation for the first system, bass clef. The bass line consists of two measures. The first measure contains a half note G3, a half note A3, and a half note B3. The second measure contains a half note C4, a half note B3, and a half note A3. The key signature has two flats (Bb and Eb).



Musical notation for the second system, treble clef. The melody consists of two measures. The first measure contains a half note G4, a half note A4, and a half note B4. The second measure contains a half note C5, a half note B4, and a half note A4. The key signature has two flats (Bb and Eb).

Hal - le - lu - jah, You're the lift - er of my head.



Musical notation for the second system, bass clef. The bass line consists of two measures. The first measure contains a half note G3, a half note A3, and a half note B3. The second measure contains a half note C4, a half note B3, and a half note A3. The key signature has two flats (Bb and Eb).

1 – A Shield About Me

Musical notation for the first system, treble clef. The key signature has two flats (B-flat and E-flat). The melody consists of a half note G4, a quarter note A4, a quarter note B4, a quarter note C5, a quarter note B4, a quarter note A4, and a half note G4. The first two measures are repeated.


Hal - le - lu - jah, Hal - le - lu - jah,

Musical notation for the first system, bass clef. The bass line consists of a half note G3, a quarter note A3, a quarter note B3, a quarter note C4, a quarter note B3, a quarter note A3, and a half note G3. The first two measures are repeated.

Musical notation for the second system, treble clef. The melody continues from the first system: a half note G4, a quarter note A4, a quarter note B4, a quarter note C5, a quarter note B4, a quarter note A4, a quarter note G4, a quarter note F4, a quarter note E4, a quarter note D4, a quarter note C4, a quarter note B3, a quarter note A3, and a half note G3. The first two measures are repeated.

Hal - le - lu - jah, You're the lift - er of my head.

Musical notation for the second system, bass clef. The bass line continues from the first system: a half note G3, a quarter note A3, a quarter note B3, a quarter note C4, a quarter note B3, a quarter note A3, a quarter note G3, a quarter note F3, a quarter note E3, a quarter note D3, a quarter note C3, a quarter note B2, a quarter note A2, and a half note G2. The first two measures are repeated.

Be at
Peace
with
One Another 
1A Living Series





Romans 12:16 Live in harmony with one another. Do not be haughty, but associate with the lowly. Never be wise in your own sight. **17** Repay no one evil for evil, but give thought to do what is honorable in the sight of all. **18** If possible, so far as it depends on you, live peaceably with all. **19** Beloved, never avenge yourselves,

Be at
Peace
with
One Another



but leave it to the wrath of God, for it is written, "Vengeance is mine, I will repay, says the Lord." **20** To the contrary, "if your enemy is hungry, feed him; if he is thirsty, give him something to drink; for by so doing you will heap burning coals on his head."

21 Do not be overcome by evil, but overcome evil with good.

Be at
Peace
with
One Another



How do we
choose peace?



1. Choose honorable
living over pleasure
seeking.



1. Choose honorable living over pleasure seeking.

“Out-do one another in showing honor.”



1. Choose honorable
living over pleasure
seeking.

*Do not have
a haughty
attitude.*



1. Choose honorable
living over pleasure
seeking.


*Live in harmony
with each other.*



1. Choose honorable living over pleasure seeking.

2. Choose good over evil.



Be at
Peace
with
One Another 
1A Living Series

